

# Remote Switch 6-Input Module

KASTA-6RSIBH



Smart remote switch input module for the wireless control of KASTA devices from a wall switch with up to six individual mechanisms or a traditional 24V d.c or 240V a.c. motion sensor

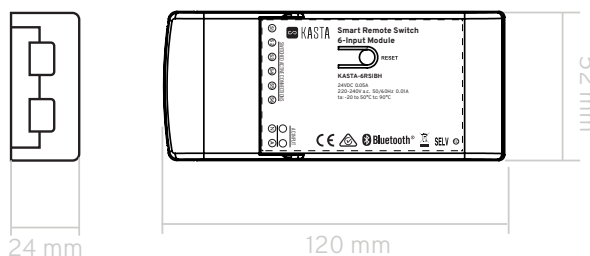
## FEATURES

- All 6 inputs support 2 modes of operation - toggle input and momentary switch input
- Toggle input mode - used with toggle switch mechanisms, the load output from a sensor or relay output from another source
- Momentary switch input - used with momentary switch mechanism (short press and long press) or momentary relay output from another source
- Reliable Bluetooth® mesh network connectivity to all KASTA devices
- 8-way multiway control
- Built-in over-voltage protection
- Supports core KASTA functionality - control devices, groups, scenes
- Suits all Australian standard wall plates using a momentary or toggle mechanism
- iOS and Android app setup and control
- 3 year warranty

## SPECIFICATIONS

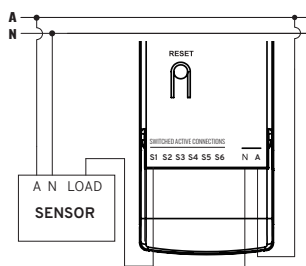
Power Supply	220-240V a.c. 50Hz /24V d.c.
Operating Ambient Temperature	-20 to 50°C
IP Rating	IP20
Physical Connection Type	Terminals
Wiring Connections	Power - Line, Neutral/Negative Input - Momentary Mechanism or Sensor Load Output
Input Voltage	24V d.c, 240V a.c.
Housing Material	Polycarbonate (PC)

## DIMENSIONS



## CONNECTION

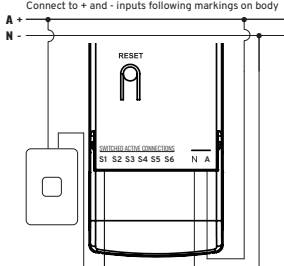
### FUNCTION 1 - TOGGLE INPUT



REPEAT FOR S2-S6 INPUT AS REQUIRED

### FUNCTION 2 - MOMENTARY SWITCH INPUT

DC connection  
Connect to + and - inputs following markings on body



REPEAT FOR S2-S6 INPUT AS REQUIRED